



**Proposed 2021 to 2026
Non-Utilities CIP**

**Council Budget Roundtable
July 13, 2020**

Updated Assumptions-Fiscal Uncertainty













- **40% reduction in spending** between this plan and the currently adopted (September 2019) Non-Utilities CIP.
- **Continues to fund important priorities** outlined within the Council Goals & Objectives.



- **Focus on critical capital programs** devoted to the preservation and maintenance of currently-built capital assets.
- **Adding \$2.2 Million** of additional Snoqualmie Parkway rehabilitation funding to address a critical need.



Changes in Estimated Uses between the May 2020 and the July 2020 Proposed Non-Utilities CIP

Project	May 2020	July 2020	Difference
 Street Resurfacing Program	\$ 4,514,535	\$ 4,514,535	\$ -
 Snoqualmie Parkway Rehabilitation Program	\$ 2,738,000	\$ 2,738,000	\$ -
 Sidewalk Replacement Program	\$ 2,626,637	\$ 2,626,637	\$ -
 Americans with Disabilities Act (ADA) Program	\$ 289,612	\$ 289,612	\$ -
 Playgrounds Replacement Program	\$ 1,389,346	\$ 1,389,346	\$ -
 Trails Replacement Program	\$ 811,854	\$ 811,854	\$ -
 Sport Courts Replacement Program	\$ 118,528	\$ 118,528	\$ -
 Parks Parking Lot Resurfacing Program	\$ 268,654	\$ 268,654	\$ -
 Parks Facilities Program	\$ 215,133	\$ 215,133	\$ -
Subtotal =	\$ 12,972,299	\$ 12,972,299	\$ -
 Snoqualmie Parkway Urgent Needs	\$ -	\$ 2,262,000	\$ 2,262,000
Projects	\$ 20,723,074	\$ 12,806,921	\$ (7,916,153)
Debt Service (i.e. Fire Station, City Hall, Streets) =	\$ 1,215,056	\$ 1,215,056	\$ -
TOTAL =	\$ 34,910,429	\$ 29,256,276	\$ (5,654,153)

Uses Summary (Adopted Non-Utilities CIP September 2019)



2020 to 2025 CIP Proposed Total Cost:

Proposed Funding Target (Green)*	\$27.13 M
Conditional Funding Target (Yellow)**	\$17.86 M
Proposed Debt Service Target	\$3.95 M
GRAND TOTAL	\$48.94 M

2020 to 2025 CIP Proposed Annual Cost:

2020	2021	2022	2023-2025	TOTAL
\$8.03 M	\$16.83 M	\$10.42 M	\$13.66 M	\$48.94 M

* Capital projects or programs recommended for inclusion in the CIP.

** Capital projects or programs recommended for inclusion in the CIP conditional on grant funding or other contributions.

Slide includes \$10M for Community Center in 2023-2025

Uses Summary (May 2020 P&PW Committee Presentation)



2021 to 2026 CIP Proposed Total Cost:

Proposed Funding Target (Green)*	\$21.17 M
Conditional Funding Target (Yellow)**	\$12.52 M
Proposed Debt Service Target	\$1.22 M
GRAND TOTAL	\$34.91 M

2021 to 2026 CIP Proposed Annual Cost:

2021	2022	2023-2026	TOTAL
\$7.09 M	\$14.39 M	\$13.43 M	\$34.91 M

* Capital projects or programs recommended for inclusion in the CIP.

** Capital projects or programs recommended for inclusion in the CIP conditional on grant funding or other contributions.

Uses Summary (July 2020 Council Meeting)



2021 to 2026 CIP Proposed Total Cost:

Proposed Funding Target (Green)*	\$12.97 M
Conditional Funding Target (Yellow)**	\$15.07 M
Proposed Debt Service Target	\$1.22 M
GRAND TOTAL	\$29.26 M

2021 to 2026 CIP Proposed Annual Cost:

2021	2022	2023-2026	TOTAL
\$3.58 M	\$2.54 M	\$23.14 M	\$29.26 M

* Capital projects or programs recommended for inclusion in the CIP.

** Capital projects or programs recommended for inclusion in the CIP conditional on grant funding or other contributions.

- \$19.68 M
From 9/19 CIP

Statement of Sources, Uses, and Cash Balances



2021 Beginning Cash Balance: **\$13.75 M**

Sources:

- Taxes - \$12.93 M
- Intergovernmental & Other Revenues - \$1.64 M
- Other Increases (undetermined) \$6.47 M

Total: **\$21.04 M**

Uses: **\$29.26 M**










2026 Ending Cash Balance: **\$5.53 M**

Council Goals & Objectives



- **Goal #3: Proactively maintain and sustainably replace needed city infrastructure that meets current and future goals.**
 - Objective #1 (Rank #2): Establish capital spending plan.
 - Objective #3 (Rank #5): Create maintenance policies and prioritize department plans for all infrastructure categories.
- **Goal #4: Provide and protect services, spaces, facilities, and events that enhance residents' quality of life.**
 - Objective #1 (Rank #6): Maintain existing service levels.
 - Objective #3 (Rank #7): Community pool – final phase solutions.
 - Objective #4 (Rank #8): Riverwalk.

- **Funds important capital programs devoted to the preservation of currently-built assets.**

-  Playgrounds Replacement Program
-  Trails Replacement Program
-  Sport Courts Replacement Program
-  Parks Parking Lot Resurfacing Program
-  Parks Facilities Program
-  Street Resurfacing Program
-  Sidewalk Replacement Program
-  Americans with Disabilities Act (ADA) Program
-  Snoqualmie Parkway Rehabilitation Program (Base)

Proposed Annual Capital Program Expenditures:

2021	2022	2023-2026	TOTAL
\$2.65 M	\$1.82 M	\$8.50 M	\$12.97 M

Annual Average over the Life of the CIP: \$2.16 M



Discussion